


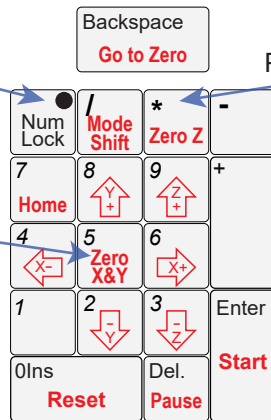
Keyboard Operation on DDCS V4.1



KeyPad Function in Mode 1

When the LED of "NumLock" is off, keypad function is in Mode 1:

Press and Hold over 3 seconds to Zero X and Y



Press and Hold over 3 seconds to Zero Z

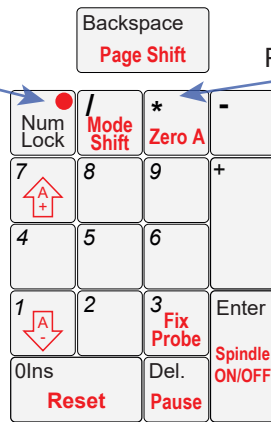
When the controller in AUTO mode, use "+" and "-" key to adjust the feed speed (FRO) in 5% increments.

When the controller in CONT/MPG mode, use "+" and "-" key to adjust the jogging of the machine (JSR) in 5% increments.

When the controller in STEP mode, use "+" and "-" key to shift between 4 Jog steps.

KeyPad Function in Mode 2

When the LED of "NumLock" is on, keypad function is in Mode 2:



Press and Hold over 3 seconds to Zero A

When the controller in AUTO mode, use "+" and "-" key to adjust the feed speed (FRO) in 5% increments.

When the controller in CONT/MPG mode, use "+" and "-" key to adjust the jogging of the machine (JSR) in 5% increments.

When the controller in STEP mode, use "+" and "-" key to shift between 4 Jog steps.

The software version must be 2022-10-11 or earlier.